

## Stand Activity Summary for

**Filters Applied:** County: Kemper  
 Client Class:  
 District:  
 Client:  
 STR:  
 Activity:  
 Year: 2012 Through 2021

STR	Strata	Stand	Activity	Acre	Est. Cost	Est. Revenue
<b>2012</b>						
13 10N 15E	1	2	Fire Protection, Other, Burn, Hand, Fuel Reduction	46	\$1,380.00	\$0.00
13 10N 15E	2	3	Fire Protection, Other, Burn, Hand, Fuel Reduction	11	\$330.00	\$0.00
13 10N 15E	3	4	Fire Protection, Other, Burn, Hand, Fuel Reduction	18	\$540.00	\$0.00
16 9N 15E	2	1	Harvest, Mechanical, Liquidation, Machine, Loblolly	93	\$2,325.00	\$99,733.20
16 9N 17E	1	1	Fire Protection, Other, Burn, Hand, Fuel Reduction	112	\$3,920.00	\$0.00
16 9N 17E	1	3	Fire Protection, Other, Burn, Hand, Hazard Mitigation	134	\$4,690.00	\$0.00
16 9N 17E	1	14	Fire Protection, Other, Burn, Hand, Fuel Reduction	14	\$490.00	\$0.00
16 9N 18E	3	8	Fire Protection, Other, Burn, Hand, Fuel Reduction	69	\$2,415.00	\$0.00
16 10N 15E	1	3	Fire Protection, Other, Burn, Hand, Fuel Reduction	41	\$1,025.00	\$0.00
16 10N 16E	1	1	Fire Protection, Other, Burn, Hand, Fuel Reduction	166	\$4,980.00	\$0.00
16 10N 16E	1	11	Fire Protection, Other, Burn, Hand, Fuel Reduction	77	\$2,320.50	\$0.00
16 11N 19E	1	1	Fire Protection, Other, Burn, Hand, Fuel Reduction	29	\$1,163.20	\$0.00
16 11N 19E	1	3	Fire Protection, Other, Burn, Hand, Fuel Reduction	33	\$1,301.60	\$0.00
16 11N 19E	1	4	Fire Protection, Other, Burn, Hand, Fuel Reduction	16	\$620.00	\$0.00
16 11N 19E	1	6	Fire Protection, Other, Burn, Hand, Fuel Reduction	2	\$74.40	\$0.00
<b>Yearly Totals</b>				<b>860</b>	<b>\$27,574.70</b>	<b>\$99,733.20</b>
<b>2013</b>						
13 10N 15E	1	2	Harvest, Mechanical, Thin, Machine, Loblolly	46	\$1,610.00	\$18,576.64

STR	Strata	Stand	Activity	Acre	Est. Cost	Est. Revenue
13 10N 15E	2	3	Harvest, Mechanical, Thin, Machine, Loblolly	11	\$385.00	\$4,442.24
13 10N 15E	3	4	Harvest, Mechanical, Thin, Machine, Loblolly	18	\$630.00	\$7,269.12
16 9N 14E	5	2	Site Preparation, Chemical, Broadcast, Hand, Woody	63	\$5,355.00	\$0.00
16 9N 14E	5	2	Site Preparation, Other, Burn, Hand, Debris	63	\$1,575.00	\$0.00
16 9N 14E	5	2	Regeneration, Artificial, Plant, Hand, Loblolly	63	\$5,670.00	\$0.00
16 9N 14E	5	12	Site Preparation, Other, Burn, Hand, Debris	24	\$600.00	\$0.00
16 9N 14E	5	12	Regeneration, Artificial, Plant, Hand, Loblolly	24	\$2,040.00	\$0.00
16 9N 14E	5	12	Site Preparation, Chemical, Broadcast, Aerial, Combination	24	\$2,040.00	\$0.00
16 9N 15E	4	6	Harvest, Mechanical, Liquidation, Machine, Loblolly	85	\$2,975.00	\$97,240.00
16 9N 15E	4	9	Harvest, Mechanical, Liquidation, Machine, Loblolly	4	\$140.00	\$4,512.00
16 9N 17E	3	6	Vegetation Control, Chemical, Broadcast, Aerial, Woody	126	\$9,450.00	\$0.00
16 9N 17E	3	8	Vegetation Control, Chemical, Broadcast, Aerial, Woody	11	\$852.75	\$0.00
16 9N 18E	1	5	Regeneration, Artificial, Plant, Hand, Loblolly	20	\$1,900.00	\$0.00
16 9N 18E	1	5	Site Improvement, Mechanical, Bed, Machine, Site Augmentation	20	\$6,000.00	\$0.00
16 9N 18E	1	10	Site Improvement, Mechanical, Bed, Machine, Site Augmentation	5	\$1,506.00	\$0.00
16 9N 18E	1	10	Regeneration, Artificial, Plant, Hand, Loblolly	5	\$476.90	\$0.00
16 9N 18E	1	17	Site Improvement, Mechanical, Bed, Machine, Site Augmentation	17	\$5,145.00	\$0.00
16 9N 18E	1	17	Regeneration, Artificial, Plant, Hand, Loblolly	17	\$1,629.25	\$0.00
16 10N 14E	4	3	Harvest, Mechanical, Thin, Machine, Loblolly	61	\$2,135.00	\$11,590.00
16 10N 14E	4	13	Harvest, Mechanical, Thin, Machine, Loblolly	14	\$490.00	\$5,880.00
16 10N 14E	7	18	Site Preparation, Mechanical, Chop, Machine, Cut-Over	61	\$6,710.00	\$0.00
16 10N 14E	7	18	Regeneration, Artificial, Plant, Hand, Loblolly	61	\$5,185.00	\$0.00
16 10N 14E	7	18	Site Preparation, Other, Burn, Hand, Debris	61	\$1,525.00	\$0.00

STR	Strata	Stand	Activity	Acre	Est. Cost	Est. Revenue
16 10N 16E	2	2	Invasive Species Control, Chemical, Broadcast, Hand, Kudzu	1	\$150.00	\$0.00
16 10N 16E	4	3	Invasive Species Control, Chemical, Broadcast, Hand, Kudzu	1	\$150.00	\$0.00
16 11N 14E	5	3	Fire Protection, Other, Burn, Hand, Fuel Reduction	35	\$875.00	\$0.00
16 11N 14E	5	4	Harvest, Mechanical, Thin, Machine, Loblolly	29	\$1,027.25	\$18,968.91
16 11N 14E	5	11	Harvest, Mechanical, Thin, Machine, Loblolly	7	\$256.20	\$4,730.92
16 11N 15E	1	7	Harvest, Mechanical, Thin, Machine, Loblolly	71	\$2,485.00	\$16,756.00
16 11N 15E	3	10	Harvest, Mechanical, Final, Machine, Loblolly	134	\$4,690.00	\$127,687.26
16 11N 15E	3	11	Harvest, Mechanical, Final, Machine, Loblolly	47	\$1,645.00	\$34,028.00
16 11N 15E	4	17	Harvest, Mechanical, Final, Machine, Loblolly	23	\$805.00	\$31,510.00
16 11N 16E	3	2	Invasive Species Control, Chemical, Broadcast, Aerial, Cogan Grass	1	\$150.00	\$0.00
16 11N 16E	3	2	Invasive Species Control, Chemical, Broadcast, Aerial, Kudzu	3	\$450.00	\$0.00
16 12N 15E	1	3	Fire Protection, Other, Burn, Hand, Fuel Reduction	96	\$2,400.00	\$0.00
16 12N 15E	1	5	Fire Protection, Other, Burn, Hand, Fuel Reduction	105	\$2,625.00	\$0.00
16 12N 15E	1	6	Harvest, Mechanical, Thin, Machine, Loblolly	171	\$5,985.00	\$29,925.00
16 12N 16E	3	1	Harvest, Mechanical, Thin, Machine, Loblolly	24	\$840.00	\$3,600.00
16 12N 16E	3	11	Harvest, Mechanical, Thin, Machine, Loblolly	48	\$1,675.10	\$7,179.00
16 12N 16E	3	14	Harvest, Mechanical, Thin, Machine, Loblolly	2	\$53.20	\$228.00
16 12N 16E	4	4	Fire Protection, Other, Burn, Hand, Fuel Reduction	172	\$4,300.00	\$0.00
16 12N 16E	4	10	Fire Protection, Other, Burn, Hand, Fuel Reduction	37	\$925.00	\$0.00
16 12N 19E	2	1	Site Preparation, Other, Burn, Hand, Debris	180	\$4,500.00	\$0.00
16 12N 19E	2	1	Site Preparation, Chemical, Broadcast, Aerial, Combination	180	\$14,400.00	\$0.00
16 12N 19E	2	1	Regeneration, Artificial, Plant, Machine, Loblolly	180	\$16,200.00	\$0.00
Yearly Totals				2,452	\$132,611.65	\$424,123.08

STR	Strata	Stand	Activity	Acre	Est. Cost	Est. Revenue
<b>2014</b>						
16 9N 18E	5	4	Harvest, Mechanical, Final, Machine, Loblolly	83	\$2,905.00	\$122,425.00
16 10N 14E	3	11	Harvest, Mechanical, Final, Machine, Loblolly	6	\$210.00	\$1,800.00
16 10N 14E	4	10	Harvest, Mechanical, Final, Machine, Loblolly	8	\$280.00	\$6,400.00
16 10N 14E	7	18	Vegetation Control, Chemical, Broadcast, Aerial, Combination	61	\$5,185.00	\$0.00
16 10N 14E	8	1	Harvest, Mechanical, Final, Machine, Loblolly	30	\$1,050.00	\$30,600.00
16 10N 14E	8	9	Harvest, Mechanical, Final, Machine, Loblolly	31	\$1,085.00	\$43,315.06
16 10N 14E	12	4	Harvest, Mechanical, Final, Machine, Loblolly	20	\$700.00	\$19,740.00
16 10N 15E	1	5	Fire Protection, Other, Burn, Hand, Fuel Reduction	120	\$2,989.75	\$0.00
16 10N 15E	1	10	Fire Protection, Other, Burn, Hand, Fuel Reduction	119	\$2,974.00	\$0.00
16 10N 16E	1	11	Harvest, Mechanical, Thin, Machine, Loblolly	77	\$2,695.00	\$33,140.80
16 10N 16E	4	3	Invasive Species Control, Chemical, Broadcast, Hand, Kudzu	1	\$150.00	\$0.00
16 10N 18E	2	1	Harvest, Mechanical, Thin, Machine, Loblolly	161	\$5,635.00	\$24,150.00
16 10N 18E	2	4	Harvest, Mechanical, Thin, Machine, Loblolly	45	\$1,575.00	\$6,750.00
16 11N 15E	3	10	Site Preparation, Other, Burn, Hand, Debris	134	\$3,350.00	\$0.00
16 11N 15E	3	10	Site Preparation, Chemical, Broadcast, Aerial, Combination	134	\$11,390.00	\$0.00
16 11N 15E	3	10	Regeneration, Artificial, Plant, Hand, Loblolly	134	\$12,060.00	\$0.00
16 11N 15E	3	11	Regeneration, Artificial, Plant, Hand, Loblolly	47	\$3,959.30	\$0.00
16 11N 15E	3	11	Site Preparation, Other, Burn, Hand, Debris	47	\$1,175.00	\$0.00
16 11N 15E	3	11	Site Preparation, Chemical, Broadcast, Aerial, Combination	47	\$3,995.00	\$0.00
16 11N 15E	4	17	Regeneration, Artificial, Plant, Hand, Loblolly	23	\$1,964.35	\$0.00
16 11N 15E	4	17	Site Preparation, Other, Burn, Hand, Debris	23	\$575.00	\$0.00
16 11N 15E	4	17	Site Preparation, Chemical, Broadcast, Aerial, Combination	23	\$1,955.00	\$0.00

STR	Strata	Stand	Activity	Acre	Est. Cost	Est. Revenue
16 11N 16E	3	2	Fire Protection, Other, Burn, Hand, Fuel Reduction	91	\$2,275.00	\$0.00
16 12N 14E	1	6	Harvest, Mechanical, Final, Machine, Loblolly	66	\$2,310.00	\$88,440.00
16 12N 14E	1	7	Harvest, Mechanical, Final, Machine, Loblolly	42	\$1,470.00	\$44,100.00
16 12N 16E	4	4	Harvest, Mechanical, Thin, Machine, Loblolly	172	\$6,020.00	\$85,315.44
16 12N 16E	4	10	Harvest, Mechanical, Thin, Machine, Loblolly	37	\$1,296.05	\$18,367.62

Yearly Totals

1.781

\$81,228.45

\$524,543.92

**2015**

16 9N 14E	2	6	Harvest, Mechanical, Thin, Machine, Loblolly	33	\$1,155.00	\$13,596.00
16 9N 14E	3	3	Fire Protection, Other, Burn, Hand, Fuel Reduction	40	\$1,000.00	\$0.00
16 9N 14E	4	7	Harvest, Mechanical, Thin, Machine, Loblolly	14	\$476.70	\$2,383.50
16 9N 14E	4	14	Harvest, Mechanical, Thin, Machine, Loblolly	6	\$209.30	\$1,046.50
16 9N 14E	4	15	Harvest, Mechanical, Thin, Machine, Loblolly	7	\$245.00	\$1,225.00
16 9N 18E	5	4	Site Preparation, Other, Burn, Hand, Debris	83	\$2,075.00	\$0.00
16 9N 18E	5	4	Site Preparation, Chemical, Broadcast, Aerial, Combination	83	\$7,015.05	\$0.00
16 9N 18E	5	4	Regeneration, Artificial, Plant, Hand, Loblolly	83	\$8,665.65	\$0.00
16 10N 14E	3	11	Site Preparation, Other, Burn, Hand, Debris	6	\$150.00	\$0.00
16 10N 14E	3	11	Site Preparation, Chemical, Broadcast, Aerial, Woody	6	\$510.00	\$0.00
16 10N 14E	3	11	Regeneration, Artificial, Plant, Hand, Loblolly	6	\$630.00	\$0.00
16 10N 14E	4	10	Site Preparation, Other, Burn, Hand, Debris	8	\$200.00	\$0.00
16 10N 14E	4	10	Regeneration, Artificial, Plant, Hand, Loblolly	8	\$840.00	\$0.00
16 10N 14E	4	10	Site Preparation, Chemical, Broadcast, Aerial, Woody	8	\$680.00	\$0.00
16 10N 14E	8	1	Site Preparation, Chemical, Broadcast, Aerial, Woody	30	\$2,550.00	\$0.00
16 10N 14E	8	1	Site Preparation, Other, Burn, Hand, Debris	30	\$750.00	\$0.00

STR	Strata	Stand	Activity	Acre	Est. Cost	Est. Revenue
16 10N 14E	8	1	Regeneration, Artificial, Plant, Hand, Loblolly	30	\$3,150.00	\$0.00
16 10N 14E	8	9	Site Preparation, Chemical, Broadcast, Aerial, Combination	31	\$2,790.00	\$0.00
16 10N 14E	8	9	Regeneration, Artificial, Plant, Hand, Loblolly	31	\$2,635.00	\$0.00
16 10N 14E	8	9	Site Preparation, Other, Burn, Hand, Debris	31	\$775.00	\$0.00
16 10N 14E	12	4	Site Preparation, Chemical, Broadcast, Aerial, Woody	20	\$1,700.00	\$0.00
16 10N 14E	12	4	Regeneration, Artificial, Plant, Hand, Loblolly	20	\$2,100.00	\$0.00
16 10N 14E	12	4	Site Preparation, Other, Burn, Hand, Debris	20	\$500.00	\$0.00
16 10N 16E	3	6	Harvest, Mechanical, Thin, Machine, Loblolly	21	\$749.35	\$15,101.76
16 10N 16E	5	5	Harvest, Mechanical, Thin, Machine, Loblolly	27	\$960.05	\$10,582.49
16 10N 16E	5	7	Harvest, Mechanical, Thin, Machine, Loblolly	19	\$665.00	\$3,325.00
16 10N 16E	5	9	Harvest, Mechanical, Thin, Machine, Loblolly	134	\$4,682.65	\$51,616.18
16 11N 14E	5	4	Fire Protection, Other, Burn, Hand, Fuel Reduction	29	\$725.00	\$0.00
16 11N 14E	5	11	Fire Protection, Other, Burn, Hand, Fuel Reduction	7	\$175.00	\$0.00
16 11N 15E	2	1	Fire Protection, Other, Burn, Hand, Fuel Reduction	93	\$2,327.50	\$0.00
16 11N 19E	1	1	Harvest, Mechanical, Thin, Machine, Loblolly	29	\$1,015.00	\$7,250.00
16 11N 19E	1	3	Harvest, Mechanical, Thin, Machine, Loblolly	33	\$1,138.90	\$8,135.00
16 11N 19E	1	4	Harvest, Mechanical, Thin, Machine, Loblolly	16	\$542.50	\$3,875.00
16 11N 19E	1	6	Harvest, Mechanical, Thin, Machine, Loblolly	2	\$65.10	\$465.00
16 12N 14E	1	6	Regeneration, Artificial, Plant, Hand, Loblolly	66	\$5,940.00	\$0.00
16 12N 14E	1	6	Site Preparation, Other, Burn, Hand, Debris	66	\$1,650.00	\$0.00
16 12N 14E	1	6	Site Preparation, Chemical, Broadcast, Hand, Woody	66	\$5,610.00	\$0.00
16 12N 14E	1	7	Site Preparation, Chemical, Broadcast, Machine, Woody	42	\$3,360.00	\$0.00
16 12N 14E	1	7	Site Preparation, Other, Burn, Hand, Cut-Over	42	\$1,050.00	\$0.00

STR	Strata	Stand	Activity	Acre	Est. Cost	Est. Revenue
16 12N 14E	1	7	Regeneration, Artificial, Plant, Hand, Loblolly	42	\$3,990.00	\$0.00
16 12N 14E	2	1	Harvest, Mechanical, Final, Machine, Loblolly	92	\$3,220.00	\$46,000.00
16 12N 15E	1	6	Fire Protection, Other, Burn, Hand, Fuel Reduction	171	\$4,275.00	\$0.00
16 12N 16E	2	3	Harvest, Mechanical, Final, Machine, Loblolly	3	\$101.85	\$3,302.85
16 12N 16E	2	6	Harvest, Mechanical, Final, Machine, Loblolly	49	\$1,715.00	\$55,615.00
16 12N 17E	1	2	Harvest, Mechanical, Final, Machine, Loblolly	59	\$2,065.00	\$45,430.00
16 12N 17E	4	9	Harvest, Mechanical, Final, Machine, Loblolly	6	\$210.00	\$4,620.00
16 12N 17E	4	10	Harvest, Mechanical, Final, Machine, Loblolly	3	\$105.00	\$2,310.00

			Yearly Totals	1.749	\$87,139.60	\$275,879.28
--	--	--	---------------	-------	-------------	--------------

## 2016

16 9N 14E	6	4	Harvest, Mechanical, Final, Machine, Loblolly	20	\$700.00	\$9,600.00
16 9N 14E	7	5	Harvest, Mechanical, Final, Machine, Misc Hardwood	80	\$2,800.00	\$64,000.00
16 9N 17E	1	1	Harvest, Mechanical, Thin, Machine, Loblolly	112	\$3,920.00	\$40,320.00
16 9N 18E	2	1	Harvest, Mechanical, Final, Machine, Loblolly	29	\$1,015.00	\$49,880.00
16 9N 18E	5	14	Harvest, Mechanical, Final, Machine, Loblolly	60	\$2,100.00	\$88,500.00
16 10N 16E	1	1	Harvest, Mechanical, Thin, Machine, Loblolly	166	\$5,810.00	\$71,446.40
16 10N 18E	2	1	Fire Protection, Other, Burn, Hand, Fuel Reduction	161	\$4,025.00	\$0.00
16 10N 18E	2	4	Fire Protection, Other, Burn, Hand, Fuel Reduction	49	\$1,225.00	\$0.00
16 11N 17E	1	2	Harvest, Mechanical, Final, Machine, Loblolly	116	\$4,060.00	\$173,420.00
16 12N 14E	2	1	Regeneration, Artificial, Plant, Hand, Loblolly	92	\$9,660.00	\$0.00
16 12N 14E	2	1	Site Preparation, Other, Burn, Hand, Cut-Over	92	\$2,300.00	\$0.00
16 12N 14E	2	1	Site Preparation, Chemical, Broadcast, Machine, Combination	92	\$7,820.00	\$0.00
16 12N 16E	2	3	Site Preparation, Other, Burn, Hand, Debris	3	\$72.75	\$0.00

STR	Strata	Stand	Activity	Acre	Est. Cost	Est. Revenue	
16 12N 16E	2	3	Regeneration, Artificial, Plant, Hand, Loblolly	3	\$247.35	\$0.00	
16 12N 16E	2	3	Site Preparation, Chemical, Broadcast, Aerial, Combination	3	\$247.35	\$0.00	
16 12N 16E	2	6	Site Preparation, Chemical, Broadcast, Aerial, Combination	49	\$4,147.15	\$0.00	
16 12N 16E	2	6	Regeneration, Artificial, Plant, Hand, Loblolly	49	\$4,165.00	\$0.00	
16 12N 16E	2	6	Site Preparation, Other, Burn, Hand, Debris	49	\$1,225.00	\$0.00	
16 12N 16E	3	1	Fire Protection, Other, Burn, Hand, Fuel Reduction	24	\$610.50	\$0.00	
16 12N 16E	3	11	Fire Protection, Other, Burn, Hand, Fuel Reduction	48	\$1,196.50	\$0.00	
16 12N 16E	3	14	Fire Protection, Other, Burn, Hand, Fuel Reduction	2	\$38.00	\$0.00	
16 12N 17E	1	2	Regeneration, Artificial, Plant, Hand, Loblolly	59	\$5,015.00	\$0.00	
16 12N 17E	1	2	Site Preparation, Other, Burn, Hand, Debris	59	\$1,475.00	\$0.00	
16 12N 17E	1	2	Site Preparation, Chemical, Broadcast, Aerial, Combination	59	\$5,310.00	\$0.00	
16 12N 17E	3	1	Harvest, Mechanical, Thin, Machine, Misc Hardwood	98	\$3,430.00	\$18,130.00	
16 12N 17E	4	9	Site Preparation, Chemical, Broadcast, Aerial, Combination	6	\$540.00	\$0.00	
16 12N 17E	4	9	Site Preparation, Other, Burn, Hand, Debris	6	\$150.00	\$0.00	
16 12N 17E	4	9	Regeneration, Artificial, Plant, Hand, Loblolly	6	\$510.00	\$0.00	
16 12N 17E	4	10	Site Preparation, Other, Burn, Hand, Debris	3	\$75.00	\$0.00	
16 12N 17E	4	10	Regeneration, Artificial, Plant, Hand, Loblolly	3	\$255.00	\$0.00	
16 12N 17E	4	10	Site Preparation, Chemical, Broadcast, Aerial, Combination	3	\$270.00	\$0.00	
				<b>Yearly Totals</b>	<b>1.600</b>	<b>\$74,414.60</b>	<b>\$515,296.40</b>

## 2017

16 9N 17E	1	3	Harvest, Mechanical, Thin, Machine, Loblolly	134	\$4,690.00	\$48,240.00
16 9N 17E	1	5	Harvest, Mechanical, Thin, Machine, Loblolly	13	\$455.00	\$9,451.00
16 9N 17E	1	14	Harvest, Mechanical, Thin, Machine, Loblolly	14	\$490.00	\$2,800.00



STR	Strata	Stand	Activity	Acre	Est. Cost	Est. Revenue	
16 9N 18E	2	1	Site Preparation, Other, Burn, Hand, Debris	29	\$725.00	\$0.00	
16 9N 18E	2	1	Site Preparation, Chemical, Broadcast, Hand, Combination	29	\$2,465.00	\$0.00	
16 9N 18E	2	1	Regeneration, Artificial, Plant, Hand, Loblolly	29	\$3,045.00	\$0.00	
16 9N 18E	3	8	Harvest, Mechanical, Thin, Machine, Loblolly	69	\$2,415.00	\$20,700.00	
16 9N 18E	5	14	Site Preparation, Chemical, Broadcast, Aerial, Combination	60	\$5,100.00	\$0.00	
16 9N 18E	5	14	Site Preparation, Other, Burn, Hand, Debris	60	\$1,500.00	\$0.00	
16 9N 18E	5	14	Regeneration, Artificial, Plant, Hand, Loblolly	60	\$6,300.00	\$0.00	
16 10N 15E	1	13	Harvest, Mechanical, Final, Machine, Loblolly	11	\$385.00	\$7,150.00	
16 10N 15E	5	6	Harvest, Mechanical, Final, Machine, Loblolly	16	\$560.00	\$24,000.00	
16 11N 15E	2	1	Harvest, Mechanical, Thin, Machine, Loblolly	93	\$3,255.00	\$35,879.40	
16 11N 16E	3	2	Harvest, Mechanical, Thin, Machine, Loblolly	91	\$3,185.00	\$13,650.00	
16 11N 17E	1	2	Regeneration, Artificial, Plant, Hand, Loblolly	116	\$12,148.50	\$0.00	
16 11N 17E	1	2	Site Preparation, Other, Burn, Hand, Debris	116	\$2,900.00	\$0.00	
16 11N 17E	1	2	Site Preparation, Chemical, Broadcast, Aerial, Combination	116	\$9,860.00	\$0.00	
16 11N 18E	1	2	Harvest, Mechanical, Final, Machine, Loblolly	33	\$1,155.00	\$43,692.00	
16 11N 18E	1	8	Harvest, Mechanical, Final, Machine, Loblolly	68	\$2,380.00	\$90,032.00	
16 11N 18E	4	3	Harvest, Mechanical, Thin, Machine, Loblolly	78	\$2,730.00	\$13,650.00	
16 11N 18E	4	6	Harvest, Mechanical, Thin, Machine, Loblolly	50	\$1,750.00	\$8,750.00	
16 12N 17E	3	6	Harvest, Mechanical, Final, Machine, Loblolly	55	\$1,925.00	\$24,750.00	
16 12N 17E	4	12	Harvest, Mechanical, Final, Machine, Loblolly	29	\$1,015.00	\$27,840.00	
				<b>Yearly Totals</b>	<b>1.369</b>	<b>\$70,433.50</b>	<b>\$370,584.40</b>
<b>2018</b>							
1 11N 17E	1	1	Harvest, Mechanical, Final, Machine, Loblolly	35	\$1,225.00	\$25,397.40	

STR	Strata	Stand	Activity	Acre	Est. Cost	Est. Revenue
16 9N 14E	6	4	Site Preparation, Chemical, Broadcast, Aerial, Woody	20	\$1,700.00	\$0.00
16 9N 14E	6	4	Regeneration, Artificial, Plant, Hand, Loblolly	20	\$2,200.00	\$0.00
16 9N 14E	6	4	Site Preparation, Other, Burn, Hand, Debris	20	\$500.00	\$0.00
16 9N 14E	7	5	Site Preparation, Chemical, Broadcast, Aerial, Woody	80	\$6,800.00	\$0.00
16 9N 14E	7	5	Site Preparation, Other, Burn, Hand, Debris	80	\$2,000.00	\$0.00
16 9N 14E	7	5	Regeneration, Artificial, Plant, Hand, Loblolly	80	\$6,800.00	\$0.00
16 10N 15E	1	13	Regeneration, Artificial, Plant, Hand, Loblolly	11	\$1,155.00	\$0.00
16 10N 15E	1	13	Site Preparation, Other, Burn, Hand, Debris	11	\$275.00	\$0.00
16 10N 15E	1	13	Site Preparation, Chemical, Broadcast, Aerial, Woody	11	\$935.00	\$0.00
16 10N 15E	4	1	Harvest, Mechanical, Thin, Machine, Loblolly	186	\$6,525.05	\$32,625.25
16 10N 15E	4	7	Harvest, Mechanical, Thin, Machine, Loblolly	98	\$3,430.00	\$17,150.00
16 10N 15E	5	6	Site Preparation, Chemical, Broadcast, Aerial, Woody	16	\$1,360.00	\$0.00
16 10N 15E	5	6	Site Preparation, Other, Burn, Hand, Debris	16	\$400.00	\$0.00
16 10N 15E	5	6	Regeneration, Artificial, Plant, Hand, Loblolly	16	\$1,680.00	\$0.00
16 10N 16E	3	6	Fire Protection, Other, Burn, Hand, Fuel Reduction	21	\$535.25	\$0.00
16 10N 16E	5	7	Fire Protection, Other, Burn, Hand, Hazard Mitigation	19	\$475.00	\$0.00
16 10N 16E	5	9	Fire Protection, Other, Burn, Hand, Fuel Reduction	134	\$3,350.00	\$0.00
16 11N 15E	2	8	Harvest, Mechanical, Thin, Machine, Loblolly	8	\$280.00	\$2,200.00
16 11N 15E	3	4	Harvest, Mechanical, Final, Machine, Loblolly	41	\$1,435.00	\$52,480.00
16 11N 15E	3	15	Harvest, Mechanical, Final, Machine, Loblolly	26	\$901.25	\$18,643.00
16 11N 15E	4	6	Harvest, Mechanical, Thin, Machine, Loblolly	52	\$1,820.00	\$15,600.00
16 11N 16E	1	7	Harvest, Mechanical, Thin, Machine, Loblolly	221	\$7,735.00	\$38,675.00
16 11N 16E	1	9	Harvest, Mechanical, Thin, Machine, Loblolly	6	\$210.00	\$1,050.00

STR	Strata	Stand	Activity	Acre	Est. Cost	Est. Revenue
16 11N 17E	1	3	Harvest, Mechanical, Final, Machine, Loblolly	83	\$2,905.00	\$119,105.00
16 11N 17E	1	4	Harvest, Mechanical, Final, Machine, Loblolly	18	\$630.35	\$25,844.35
16 11N 18E	1	2	Regeneration, Artificial, Plant, Hand, Loblolly	33	\$3,465.00	\$0.00
16 11N 18E	1	2	Site Preparation, Mechanical, Shear/Rake, Machine, Brush	33	\$7,425.00	\$0.00
16 11N 18E	1	8	Site Preparation, Mechanical, Shear/Rake, Machine, Brush	68	\$15,300.00	\$0.00
16 11N 18E	1	8	Regeneration, Artificial, Plant, Hand, Loblolly	68	\$7,140.00	\$0.00
16 12N 17E	3	6	Regeneration, Artificial, Plant, Hand, Loblolly	55	\$5,775.00	\$0.00
16 12N 17E	3	6	Site Improvement, Mechanical, Bed, Machine, Site Augmentation	55	\$8,250.00	\$0.00
16 12N 17E	4	12	Regeneration, Artificial, Plant, Hand, Loblolly	29	\$3,045.00	\$0.00

Yearly Totals

1.671

\$107,661.90

\$348,770.00

2019

1 11N 17E	1	1	Regeneration, Artificial, Plant, Hand, Loblolly	35	\$3,675.00	\$0.00
1 11N 17E	1	1	Site Preparation, Chemical, Broadcast, Aerial, Woody	35	\$2,975.00	\$0.00
1 11N 17E	1	1	Site Preparation, Other, Burn, Hand, Debris	35	\$875.00	\$0.00
16 9N 17E	2	2	Harvest, Mechanical, Final, Machine, Loblolly	48	\$1,680.00	\$62,697.60
16 9N 17E	4	7	Harvest, Mechanical, Final, Machine, Loblolly	36	\$1,260.00	\$47,023.20
16 11N 14E	1	1	Harvest, Mechanical, Thin, Machine, Loblolly	197	\$6,895.00	\$34,475.00
16 11N 15E	3	4	Regeneration, Artificial, Plant, Hand, Loblolly	41	\$3,485.00	\$0.00
16 11N 15E	3	4	Site Preparation, Other, Burn, Hand, Debris	41	\$1,025.00	\$0.00
16 11N 15E	3	4	Site Preparation, Chemical, Broadcast, Aerial, Combination	41	\$3,485.00	\$0.00
16 11N 15E	3	15	Site Preparation, Other, Burn, Hand, Debris	26	\$643.75	\$0.00
16 11N 15E	3	15	Regeneration, Artificial, Plant, Hand, Loblolly	26	\$2,188.75	\$0.00
16 11N 15E	3	15	Site Preparation, Chemical, Broadcast, Aerial, Combination	26	\$2,188.75	\$0.00

STR	Strata	Stand	Activity	Acre	Est. Cost	Est. Revenue	
16 11N 17E	1	3	Site Preparation, Other, Burn, Hand, Debris	83	\$2,075.00	\$0.00	
16 11N 17E	1	3	Regeneration, Artificial, Plant, Hand, Loblolly	83	\$8,715.00	\$0.00	
16 11N 17E	1	3	Site Preparation, Chemical, Broadcast, Aerial, Combination	83	\$7,055.00	\$0.00	
16 11N 17E	1	4	Site Preparation, Chemical, Broadcast, Aerial, Combination	18	\$1,530.00	\$0.00	
16 11N 17E	1	4	Site Preparation, Other, Burn, Hand, Debris	18	\$450.00	\$0.00	
16 11N 17E	1	4	Regeneration, Artificial, Plant, Hand, Loblolly	18	\$1,890.00	\$0.00	
16 11N 17E	2	6	Harvest, Mechanical, Thin, Machine, Loblolly	113	\$3,943.80	\$19,719.00	
16 12N 14E	3	2	Harvest, Mechanical, Final, Machine, Loblolly	12	\$420.70	\$10,938.20	
16 12N 14E	3	4	Harvest, Mechanical, Final, Machine, Loblolly	16	\$560.00	\$14,560.00	
16 12N 14E	3	5	Harvest, Mechanical, Final, Machine, Loblolly	17	\$604.45	\$15,715.70	
16 12N 14E	3	8	Harvest, Mechanical, Final, Machine, Loblolly	7	\$228.90	\$5,951.40	
16 12N 15E	1	1	Harvest, Mechanical, Thin, Machine, Loblolly	2	\$70.00	\$700.00	
16 12N 15E	1	3	Harvest, Mechanical, Thin, Machine, Loblolly	96	\$3,360.00	\$24,000.00	
16 12N 15E	1	7	Harvest, Mechanical, Thin, Machine, Loblolly	28	\$980.00	\$7,000.00	
16 12N 17E	3	6	Post Plant, Chemical, Broadcast, Aerial, Combination	55	\$4,675.00	\$0.00	
16 12N 17E	3	7	Harvest, Mechanical, Final, Machine, Loblolly	12	\$420.00	\$5,520.00	
16 12N 17E	3	15	Harvest, Mechanical, Final, Machine, Loblolly	76	\$2,660.00	\$38,380.00	
16 12N 17E	4	11	Harvest, Mechanical, Final, Machine, Loblolly	20	\$700.00	\$18,000.00	
16 12N 17E	4	12	Post Plant, Chemical, Broadcast, Hand, Combination	29	\$2,465.00	\$0.00	
				<b>Yearly Totals</b>	<b>1.372</b>	<b>\$73.179.10</b>	<b>\$304.680.10</b>
<b>2020</b>							
16 9N 17E	2	2	Regeneration, Artificial, Plant, Hand, Loblolly	48	\$4,080.00	\$0.00	
16 9N 17E	2	2	Site Preparation, Other, Burn, Hand, Debris	48	\$1,200.00	\$0.00	

STR	Strata	Stand	Activity	Acre	Est. Cost	Est. Revenue
16 9N 17E	2	2	Site Preparation, Chemical, Broadcast, Aerial, Combination	48	\$4,080.00	\$0.00
16 9N 17E	4	7	Regeneration, Artificial, Plant, Hand, Loblolly	36	\$3,060.00	\$0.00
16 9N 17E	4	7	Site Preparation, Other, Burn, Hand, Debris	36	\$900.00	\$0.00
16 9N 17E	4	7	Site Preparation, Chemical, Broadcast, Aerial, Combination	36	\$3,060.00	\$0.00
16 10N 14E	8	17	Harvest, Mechanical, Final, Machine, Loblolly	22	\$770.00	\$29,810.00
16 10N 15E	1	10	Harvest, Mechanical, Thin, Machine, Loblolly	119	\$4,165.00	\$29,750.00
16 10N 18E	1	3	Harvest, Mechanical, Thin, Machine, Loblolly	202	\$7,070.00	\$35,350.00
16 11N 14E	5	3	Harvest, Mechanical, Final, Machine, Loblolly	52	\$1,820.00	\$77,168.00
16 11N 14E	5	4	Harvest, Mechanical, Final, Machine, Loblolly	29	\$1,015.00	\$34,220.00
16 11N 14E	5	11	Harvest, Mechanical, Final, Machine, Loblolly	7	\$245.00	\$8,988.00
16 11N 17E	2	1	Harvest, Mechanical, Thin, Machine, Loblolly	161	\$5,635.00	\$28,175.00
16 11N 18E	1	1	Harvest, Mechanical, Final, Machine, Loblolly	165	\$5,775.00	\$216,150.00
16 12N 14E	3	2	Site Preparation, Chemical, Broadcast, Aerial, Combination	12	\$1,021.70	\$0.00
16 12N 14E	3	2	Regeneration, Artificial, Plant, Hand, Loblolly	12	\$1,262.10	\$0.00
16 12N 14E	3	2	Site Preparation, Other, Burn, Hand, Cut-Over	12	\$300.50	\$0.00
16 12N 14E	3	4	Regeneration, Artificial, Plant, Hand, Loblolly	16	\$1,680.00	\$0.00
16 12N 14E	3	4	Site Preparation, Chemical, Broadcast, Aerial, Combination	16	\$1,352.35	\$0.00
16 12N 14E	3	4	Site Preparation, Other, Burn, Hand, Cut-Over	16	\$400.00	\$0.00
16 12N 14E	3	5	Regeneration, Artificial, Plant, Hand, Loblolly	17	\$1,813.35	\$0.00
16 12N 14E	3	5	Site Preparation, Chemical, Broadcast, Aerial, Combination	17	\$1,445.00	\$0.00
16 12N 14E	3	5	Site Preparation, Other, Burn, Hand, Cut-Over	17	\$431.75	\$0.00
16 12N 14E	3	8	Site Preparation, Other, Burn, Hand, Cut-Over	7	\$163.50	\$0.00
16 12N 14E	3	8	Site Preparation, Chemical, Broadcast, Aerial, Combination	7	\$555.90	\$0.00

STR	Strata	Stand	Activity	Acre	Est. Cost	Est. Revenue
16 12N 14E	3	8	Regeneration, Artificial, Plant, Hand, Loblolly	7	\$686.70	\$0.00
16 12N 15E	1	5	Harvest, Mechanical, Thin, Machine, Loblolly	105	\$3,675.00	\$26,250.00
16 12N 17E	3	7	Regeneration, Artificial, Plant, Hand, Loblolly	12	\$1,260.00	\$0.00
16 12N 17E	3	7	Site Improvement, Mechanical, Bed, Machine, Site Augmentation	12	\$1,800.00	\$0.00
16 12N 17E	3	14	Harvest, Mechanical, Thin, Machine, Loblolly	107	\$3,745.00	\$19,795.00
16 12N 17E	3	15	Site Improvement, Mechanical, Bed, Machine, Site Augmentation	76	\$11,400.00	\$0.00
16 12N 17E	3	15	Regeneration, Artificial, Plant, Hand, Loblolly	76	\$7,980.00	\$0.00
16 12N 17E	4	11	Regeneration, Artificial, Plant, Hand, Loblolly	20	\$2,100.00	\$0.00

<b>Yearly Totals</b>				<b>1.572</b>	<b>\$85,947.85</b>	<b>\$505,656.00</b>
----------------------	--	--	--	--------------	--------------------	---------------------

## 2021

16 9N 14E	2	9	Harvest, Mechanical, Thin, Machine, Loblolly	39	\$1,365.00	\$16,068.00
16 9N 14E	3	3	Harvest, Mechanical, Thin, Machine, Loblolly	40	\$1,400.00	\$13,360.00
16 9N 17E	1	1	Harvest, Mechanical, Final, Machine, Loblolly	112	\$3,920.00	\$154,000.00
16 9N 17E	2	10	Harvest, Mechanical, Final, Machine, Loblolly	35	\$1,225.00	\$45,717.00
16 10N 14E	8	17	Site Preparation, Chemical, Broadcast, Aerial, Woody	22	\$1,980.00	\$0.00
16 10N 14E	8	17	Site Preparation, Other, Burn, Hand, Debris	22	\$550.00	\$0.00
16 10N 14E	8	17	Regeneration, Artificial, Plant, Hand, Loblolly	22	\$2,090.00	\$0.00
16 10N 15E	1	3	Harvest, Mechanical, Thin, Machine, Loblolly	41	\$1,435.00	\$10,250.00
16 10N 15E	1	5	Harvest, Mechanical, Thin, Machine, Loblolly	120	\$4,200.00	\$30,000.00
16 11N 14E	1	8	Harvest, Mechanical, Thin, Machine, Loblolly	156	\$5,460.00	\$27,300.00
16 11N 14E	5	3	Regeneration, Artificial, Plant, Hand, Loblolly	52	\$5,413.80	\$0.00
16 11N 14E	5	3	Site Preparation, Chemical, Broadcast, Aerial, Combination	52	\$4,160.00	\$0.00
16 11N 14E	5	3	Site Preparation, Other, Burn, Hand, Cut-Over	52	\$1,289.00	\$0.00

STR	Strata	Stand	Activity	Acre	Est. Cost	Est. Revenue	
16 11N 14E	5	4	Site Preparation, Other, Burn, Hand, Cut-Over	29	\$733.75	\$0.00	
16 11N 14E	5	4	Site Preparation, Chemical, Broadcast, Aerial, Combination	29	\$2,320.00	\$0.00	
16 11N 14E	5	4	Regeneration, Artificial, Plant, Hand, Loblolly	29	\$3,081.75	\$0.00	
16 11N 14E	5	11	Site Preparation, Other, Burn, Hand, Cut-Over	7	\$183.00	\$0.00	
16 11N 14E	5	11	Regeneration, Artificial, Plant, Hand, Loblolly	7	\$768.60	\$0.00	
16 11N 14E	5	11	Site Preparation, Chemical, Broadcast, Aerial, Combination	7	\$560.00	\$0.00	
16 11N 15E	1	7	Harvest, Mechanical, Final, Machine, Loblolly	71	\$2,485.00	\$78,455.00	
16 11N 15E	2	9	Harvest, Mechanical, Final, Machine, Loblolly	5	\$175.00	\$5,250.00	
16 11N 16E	1	1	Harvest, Mechanical, Thin, Machine, Loblolly	132	\$4,620.00	\$23,100.00	
16 11N 18E	1	1	Site Preparation, Mechanical, Shear/Rake, Machine, Brush	165	\$37,125.00	\$0.00	
16 11N 18E	1	1	Regeneration, Artificial, Plant, Hand, Loblolly	165	\$17,325.00	\$0.00	
16 12N 17E	3	7	Post Plant, Chemical, Broadcast, Aerial, Combination	12	\$1,020.00	\$0.00	
16 12N 17E	3	15	Post Plant, Chemical, Broadcast, Aerial, Woody	76	\$6,460.00	\$0.00	
16 12N 17E	4	11	Post Plant, Chemical, Broadcast, Aerial, Combination	20	\$1,700.00	\$0.00	
				<b>Yearly Totals</b>	<b>1.519</b>	<b>\$113,044.90</b>	<b>\$403,500.00</b>
				<b>Grand Totals</b>	<b>15.946</b>	<b>\$853,236.25</b>	<b>\$3,772,766.39</b>

Stand Activity Summary for  
Kemper County BOE

**Filters Applied:** County: Kemper  
 Client Class: School Trust Land  
 District: East Central District  
 Client: Kemper County BOE  
 STR:  
 Activity: Harvest  
 Year: 2012 Through 2021

STR	Strata	Stand	Activity	Acre	Est. Cost	Est. Revenue
<b>2012</b>						
16 9N 15E	2	1	Harvest, Mechanical, Liquidation, Machine, Loblolly	93	\$2,325.00	\$99,733.20
<b>Yearly Totals</b>				<b>93</b>	<b>\$2,325.00</b>	<b>\$99,733.20</b>
<b>2013</b>						
13 10N 15E	1	2	Harvest, Mechanical, Thin, Machine, Loblolly	46	\$1,610.00	\$18,576.64
13 10N 15E	2	3	Harvest, Mechanical, Thin, Machine, Loblolly	11	\$385.00	\$4,442.24
13 10N 15E	3	4	Harvest, Mechanical, Thin, Machine, Loblolly	18	\$630.00	\$7,269.12
16 9N 15E	4	6	Harvest, Mechanical, Liquidation, Machine, Loblolly	85	\$2,975.00	\$97,240.00
16 9N 15E	4	9	Harvest, Mechanical, Liquidation, Machine, Loblolly	4	\$140.00	\$4,512.00
16 10N 14E	4	3	Harvest, Mechanical, Thin, Machine, Loblolly	61	\$2,135.00	\$11,590.00
16 10N 14E	4	13	Harvest, Mechanical, Thin, Machine, Loblolly	14	\$490.00	\$5,880.00
16 11N 14E	5	4	Harvest, Mechanical, Thin, Machine, Loblolly	29	\$1,027.25	\$18,968.91
16 11N 14E	5	11	Harvest, Mechanical, Thin, Machine, Loblolly	7	\$256.20	\$4,730.92
16 11N 15E	1	7	Harvest, Mechanical, Thin, Machine, Loblolly	71	\$2,485.00	\$16,756.00
16 11N 15E	3	10	Harvest, Mechanical, Final, Machine, Loblolly	134	\$4,690.00	\$127,687.26
16 11N 15E	3	11	Harvest, Mechanical, Final, Machine, Loblolly	47	\$1,645.00	\$34,028.00
16 11N 15E	4	17	Harvest, Mechanical, Final, Machine, Loblolly	23	\$805.00	\$31,510.00
16 12N 15E	1	6	Harvest, Mechanical, Thin, Machine, Loblolly	171	\$5,985.00	\$29,925.00
16 12N 16E	3	1	Harvest, Mechanical, Thin, Machine, Loblolly	24	\$840.00	\$3,600.00



STR	Strata	Stand	Activity	Acre	Est. Cost	Est. Revenue
16 12N 16E	3	11	Harvest, Mechanical, Thin, Machine, Loblolly	48	\$1,675.10	\$7,179.00
16 12N 16E	3	14	Harvest, Mechanical, Thin, Machine, Loblolly	2	\$53.20	\$228.00

**Yearly Totals**                      795                      \$27,826.75                      \$424,123.08

## 2014

16 9N 18E	5	4	Harvest, Mechanical, Final, Machine, Loblolly	83	\$2,905.00	\$122,425.00
16 10N 14E	3	11	Harvest, Mechanical, Final, Machine, Loblolly	6	\$210.00	\$1,800.00
16 10N 14E	4	10	Harvest, Mechanical, Final, Machine, Loblolly	8	\$280.00	\$6,400.00
16 10N 14E	8	1	Harvest, Mechanical, Final, Machine, Loblolly	30	\$1,050.00	\$30,600.00
16 10N 14E	8	9	Harvest, Mechanical, Final, Machine, Loblolly	31	\$1,085.00	\$43,315.06
16 10N 14E	12	4	Harvest, Mechanical, Final, Machine, Loblolly	20	\$700.00	\$19,740.00
16 10N 16E	1	11	Harvest, Mechanical, Thin, Machine, Loblolly	77	\$2,695.00	\$33,140.80
16 10N 18E	2	1	Harvest, Mechanical, Thin, Machine, Loblolly	161	\$5,635.00	\$24,150.00
16 10N 18E	2	4	Harvest, Mechanical, Thin, Machine, Loblolly	45	\$1,575.00	\$6,750.00
16 12N 14E	1	6	Harvest, Mechanical, Final, Machine, Loblolly	66	\$2,310.00	\$88,440.00
16 12N 14E	1	7	Harvest, Mechanical, Final, Machine, Loblolly	42	\$1,470.00	\$44,100.00
16 12N 16E	4	4	Harvest, Mechanical, Thin, Machine, Loblolly	172	\$6,020.00	\$85,315.44
16 12N 16E	4	10	Harvest, Mechanical, Thin, Machine, Loblolly	37	\$1,296.05	\$18,367.62

**Yearly Totals**                      778                      \$27,231.05                      \$524,543.92

## 2015

16 9N 14E	2	6	Harvest, Mechanical, Thin, Machine, Loblolly	33	\$1,155.00	\$13,596.00
16 9N 14E	4	7	Harvest, Mechanical, Thin, Machine, Loblolly	14	\$476.70	\$2,383.50
16 9N 14E	4	14	Harvest, Mechanical, Thin, Machine, Loblolly	6	\$209.30	\$1,046.50
16 9N 14E	4	15	Harvest, Mechanical, Thin, Machine, Loblolly	7	\$245.00	\$1,225.00



STR	Strata	Stand	Activity	Acre	Est. Cost	Est. Revenue
16 12N 17E	3	1	Harvest, Mechanical, Thin, Machine, Misc Hardwood	98	\$3,430.00	\$18,130.00

<b>Yearly Totals</b>				<b>681</b>	<b>\$23,835.00</b>	<b>\$515,296.40</b>
----------------------	--	--	--	------------	--------------------	---------------------

## 2017

16 9N 17E	1	3	Harvest, Mechanical, Thin, Machine, Loblolly	134	\$4,690.00	\$48,240.00
16 9N 17E	1	5	Harvest, Mechanical, Thin, Machine, Loblolly	13	\$455.00	\$9,451.00
16 9N 17E	1	14	Harvest, Mechanical, Thin, Machine, Loblolly	14	\$490.00	\$2,800.00
16 9N 18E	3	8	Harvest, Mechanical, Thin, Machine, Loblolly	69	\$2,415.00	\$20,700.00
16 10N 15E	1	13	Harvest, Mechanical, Final, Machine, Loblolly	11	\$385.00	\$7,150.00
16 10N 15E	5	6	Harvest, Mechanical, Final, Machine, Loblolly	16	\$560.00	\$24,000.00
16 11N 15E	2	1	Harvest, Mechanical, Thin, Machine, Loblolly	93	\$3,255.00	\$35,879.40
16 11N 16E	3	2	Harvest, Mechanical, Thin, Machine, Loblolly	91	\$3,185.00	\$13,650.00
16 11N 18E	1	2	Harvest, Mechanical, Final, Machine, Loblolly	33	\$1,155.00	\$43,692.00
16 11N 18E	1	8	Harvest, Mechanical, Final, Machine, Loblolly	68	\$2,380.00	\$90,032.00
16 11N 18E	4	3	Harvest, Mechanical, Thin, Machine, Loblolly	78	\$2,730.00	\$13,650.00
16 11N 18E	4	6	Harvest, Mechanical, Thin, Machine, Loblolly	50	\$1,750.00	\$8,750.00
16 12N 17E	3	6	Harvest, Mechanical, Final, Machine, Loblolly	55	\$1,925.00	\$24,750.00
16 12N 17E	4	12	Harvest, Mechanical, Final, Machine, Loblolly	29	\$1,015.00	\$27,840.00

<b>Yearly Totals</b>				<b>754</b>	<b>\$26,390.00</b>	<b>\$370,584.40</b>
----------------------	--	--	--	------------	--------------------	---------------------

## 2018

1 11N 17E	1	1	Harvest, Mechanical, Final, Machine, Loblolly	35	\$1,225.00	\$25,397.40
16 10N 15E	4	1	Harvest, Mechanical, Thin, Machine, Loblolly	186	\$6,525.05	\$32,625.25
16 10N 15E	4	7	Harvest, Mechanical, Thin, Machine, Loblolly	98	\$3,430.00	\$17,150.00
16 11N 15E	2	8	Harvest, Mechanical, Thin, Machine, Loblolly	8	\$280.00	\$2,200.00

STR	Strata	Stand	Activity	Acre	Est. Cost	Est. Revenue
16 11N 15E	3	4	Harvest, Mechanical, Final, Machine, Loblolly	41	\$1,435.00	\$52,480.00
16 11N 15E	3	15	Harvest, Mechanical, Final, Machine, Loblolly	26	\$901.25	\$18,643.00
16 11N 15E	4	6	Harvest, Mechanical, Thin, Machine, Loblolly	52	\$1,820.00	\$15,600.00
16 11N 16E	1	7	Harvest, Mechanical, Thin, Machine, Loblolly	221	\$7,735.00	\$38,675.00
16 11N 16E	1	9	Harvest, Mechanical, Thin, Machine, Loblolly	6	\$210.00	\$1,050.00
16 11N 17E	1	3	Harvest, Mechanical, Final, Machine, Loblolly	83	\$2,905.00	\$119,105.00
16 11N 17E	1	4	Harvest, Mechanical, Final, Machine, Loblolly	18	\$630.35	\$25,844.35

**Yearly Totals**                      774                      \$27,096.65                      \$348,770.00

## 2019

16 9N 17E	2	2	Harvest, Mechanical, Final, Machine, Loblolly	48	\$1,680.00	\$62,697.60
16 9N 17E	4	7	Harvest, Mechanical, Final, Machine, Loblolly	36	\$1,260.00	\$47,023.20
16 11N 14E	1	1	Harvest, Mechanical, Thin, Machine, Loblolly	197	\$6,895.00	\$34,475.00
16 11N 17E	2	6	Harvest, Mechanical, Thin, Machine, Loblolly	113	\$3,943.80	\$19,719.00
16 12N 14E	3	2	Harvest, Mechanical, Final, Machine, Loblolly	12	\$420.70	\$10,938.20
16 12N 14E	3	4	Harvest, Mechanical, Final, Machine, Loblolly	16	\$560.00	\$14,560.00
16 12N 14E	3	5	Harvest, Mechanical, Final, Machine, Loblolly	17	\$604.45	\$15,715.70
16 12N 14E	3	8	Harvest, Mechanical, Final, Machine, Loblolly	7	\$228.90	\$5,951.40
16 12N 15E	1	1	Harvest, Mechanical, Thin, Machine, Loblolly	2	\$70.00	\$700.00
16 12N 15E	1	3	Harvest, Mechanical, Thin, Machine, Loblolly	96	\$3,360.00	\$24,000.00
16 12N 15E	1	7	Harvest, Mechanical, Thin, Machine, Loblolly	28	\$980.00	\$7,000.00
16 12N 17E	3	7	Harvest, Mechanical, Final, Machine, Loblolly	12	\$420.00	\$5,520.00
16 12N 17E	3	15	Harvest, Mechanical, Final, Machine, Loblolly	76	\$2,660.00	\$38,380.00
16 12N 17E	4	11	Harvest, Mechanical, Final, Machine, Loblolly	20	\$700.00	\$18,000.00

STR	Strata	Stand	Activity	Acre	Est. Cost	Est. Revenue
<b>Yearly Totals</b>				<b>680</b>	<b>\$23,782.85</b>	<b>\$304,680.10</b>
<b>2020</b>						
16 10N 14E	8	17	Harvest, Mechanical, Final, Machine, Loblolly	22	\$770.00	\$29,810.00
16 10N 15E	1	10	Harvest, Mechanical, Thin, Machine, Loblolly	119	\$4,165.00	\$29,750.00
16 10N 18E	1	3	Harvest, Mechanical, Thin, Machine, Loblolly	202	\$7,070.00	\$35,350.00
16 11N 14E	5	3	Harvest, Mechanical, Final, Machine, Loblolly	52	\$1,820.00	\$77,168.00
16 11N 14E	5	4	Harvest, Mechanical, Final, Machine, Loblolly	29	\$1,015.00	\$34,220.00
16 11N 14E	5	11	Harvest, Mechanical, Final, Machine, Loblolly	7	\$245.00	\$8,988.00
16 11N 17E	2	1	Harvest, Mechanical, Thin, Machine, Loblolly	161	\$5,635.00	\$28,175.00
16 11N 18E	1	1	Harvest, Mechanical, Final, Machine, Loblolly	165	\$5,775.00	\$216,150.00
16 12N 15E	1	5	Harvest, Mechanical, Thin, Machine, Loblolly	105	\$3,675.00	\$26,250.00
16 12N 17E	3	14	Harvest, Mechanical, Thin, Machine, Loblolly	107	\$3,745.00	\$19,795.00
<b>Yearly Totals</b>				<b>969</b>	<b>\$33,915.00</b>	<b>\$505,656.00</b>
<b>2021</b>						
16 9N 14E	2	9	Harvest, Mechanical, Thin, Machine, Loblolly	39	\$1,365.00	\$16,068.00
16 9N 14E	3	3	Harvest, Mechanical, Thin, Machine, Loblolly	40	\$1,400.00	\$13,360.00
16 9N 17E	1	1	Harvest, Mechanical, Final, Machine, Loblolly	112	\$3,920.00	\$154,000.00
16 9N 17E	2	10	Harvest, Mechanical, Final, Machine, Loblolly	35	\$1,225.00	\$45,717.00
16 10N 15E	1	3	Harvest, Mechanical, Thin, Machine, Loblolly	41	\$1,435.00	\$10,250.00
16 10N 15E	1	5	Harvest, Mechanical, Thin, Machine, Loblolly	120	\$4,200.00	\$30,000.00
16 11N 14E	1	8	Harvest, Mechanical, Thin, Machine, Loblolly	156	\$5,460.00	\$27,300.00
16 11N 15E	1	7	Harvest, Mechanical, Final, Machine, Loblolly	71	\$2,485.00	\$78,455.00
16 11N 15E	2	9	Harvest, Mechanical, Final, Machine, Loblolly	5	\$175.00	\$5,250.00

STR	Strata	Stand	Activity	Acre	Est. Cost	Est. Revenue	
16 11N 16E	1	1	Harvest, Mechanical, Thin, Machine, Loblolly	132	\$4,620.00	\$23,100.00	
				Yearly Totals	751	\$26,285.00	\$403,500.00
				<b>Grand Totals</b>	<b>6.827</b>	<b>\$238,008.70</b>	<b>\$3,772,766.39</b>

# Property Activities Report

**Filters Applied:** County: Kemper  
 Client Class:  
 District:  
 Client:  
 STR:  
 Year: 2012 Through 2021

Client Name	Plan Year	STR	Act. Name	Method	Practice	Application	Est. Cost	Act. Object	Est. Miles
<b>Kemper County BOE</b>									
2012									
16 10N 14E									
Property Activities									
				Maintain	Paint	Hand	\$392.67	Property Boundary	4.02
Totals							\$392.67		4.02
16 11N 19E									
Property Activities									
				Maintain	Paint	Hand	\$220.95	Property Boundary	2.262
Totals							\$220.95		2.262
Summary for 'PlanYear' = 2012									
Totals							\$613.63		6.282
2013									
16 10N 16E									
Property Activities									
				Maintain	Paint	Hand	\$1,084.36	Property Boundary	4.019
Totals							\$1,084.36		4.019
16 10N 18E									
Property Activities									
				Maintain	Paint	Hand	\$1,081.66	Property Boundary	4.009
Totals							\$1,081.66		4.009
16 12N 14E									

Client Name	Plan Year	STR	Act. Name	Method	Practice	Application	Est. Cost	Act. Object	Est. Miles
			Property Activities						
				Maintain	Paint	Hand	\$1,074.65	Property Boundary	3.983
					Totals		\$1,074.65		3.983
					Summary for 'PlanYear' = 2013				
					Totals		\$3,240.66		12.011
	2014								
		1 11N 17E	Property Activities						
				Maintain	Paint	Hand	\$253.62	Property Boundary	0.94
					Totals		\$253.62		0.94
		13 10N 15E	Property Activities						
				Maintain	Paint	Hand	\$395.00	Property Boundary	1.464
					Totals		\$395.00		1.464
		16 9N 14E	Property Activities						
				Maintain	Paint	Hand	\$1,069.79	Property Boundary	3.965
					Totals		\$1,069.79		3.965
		16 9N 18E	Property Activities						
				Maintain	Paint	Hand	\$1,073.84	Property Boundary	3.98
					Totals		\$1,073.84		3.98
		16 11N 17E	Property Activities						
				Maintain	Paint	Hand	\$1,054.95	Property Boundary	3.91
					Totals		\$1,054.95		3.91
		16 11N 18E	Property Activities						



Client Name	Plan Year	STR	Act. Name	Method	Practice	Application	Est. Cost	Act. Object	Est. Miles
			Property Activities						
				Maintain	Paint	Hand	\$1,075.99	Property Boundary	3.988
					Totals		\$1,075.99		3.988
					Summary for 'PlanYear' = 2014				
					Totals		\$4,923.19		18.247
	2015								
		16 9N 17E	Property Activities						
				Maintain	Paint	Hand	\$1,080.58	Property Boundary	4.005
					Totals		\$1,080.58		4.005
		16 11N 15E	Property Activities						
				Maintain	Paint	Hand	\$1,079.77	Property Boundary	4.002
					Totals		\$1,079.77		4.002
		16 11N 16E	Property Activities						
				Maintain	Paint	Hand	\$1,080.58	Property Boundary	4.005
					Totals		\$1,080.58		4.005
		16 12N 16E	Property Activities						
				Maintain	Paint	Hand	\$1,082.47	Property Boundary	4.012
					Totals		\$1,082.47		4.012
		16 12N 17E	Property Activities						
				Maintain	Paint	Hand	\$1,080.31	Property Boundary	4.004
					Totals		\$1,080.31		4.004

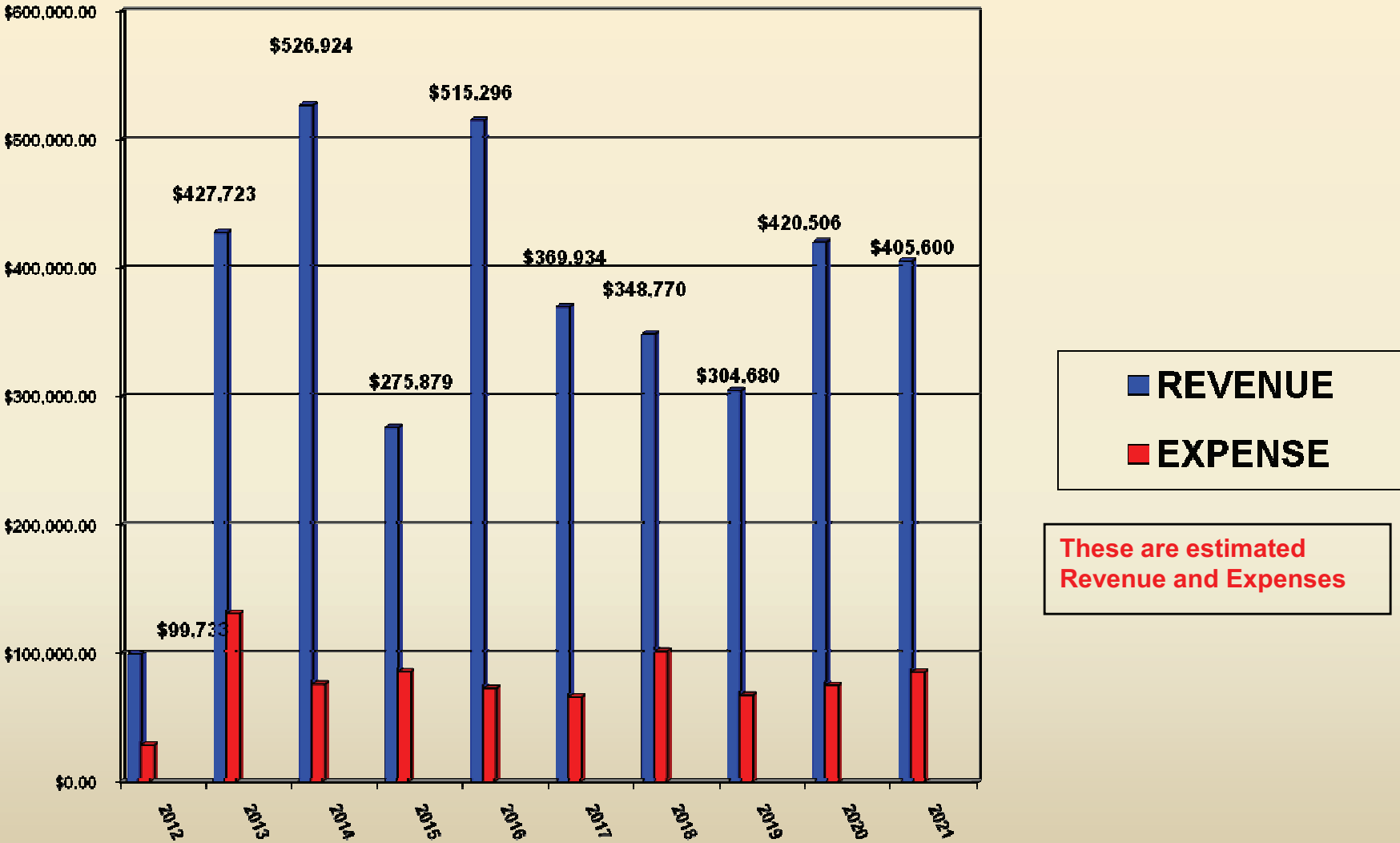
Client Name	Plan Year	STR	Act. Name	Method	Practice	Application	Est. Cost	Act. Object	Est. Miles
							Summary for 'PlanYear' = 2015		
						Totals	\$5,403.71		20.028
	<b>2016</b>								
		<b>16 9N 15E</b>							
			Property Activities						
				Maintain	Paint	Hand	\$1,081.12	Property Boundary	4.007
						Totals	\$1,081.12		4.007
		<b>16 11N 14E</b>							
			Property Activities						
				Maintain	Paint	Hand	\$1,075.72	Property Boundary	3.987
						Totals	\$1,075.72		3.987
						Summary for 'PlanYear' = 2016			
						Totals	\$2,156.85		7.994
	<b>2017</b>								
		<b>16 10N 14E</b>							
			Property Activities						
				Maintain	Paint	Hand	\$1,084.63	Property Boundary	4.02
						Totals	\$1,084.63		4.02
		<b>16 11N 19E</b>							
			Property Activities						
				Maintain	Paint	Hand	\$610.31	Property Boundary	2.262
						Totals	\$610.31		2.262
						Summary for 'PlanYear' = 2017			
						Totals	\$1,694.93		6.282
	<b>2018</b>								
		<b>16 10N 16E</b>							
			Property Activities						
				Maintain	Paint	Hand	\$1,084.36	Property Boundary	4.019

Client Name	Plan Year	STR	Act. Name	Method	Practice	Application	Est. Cost	Act. Object	Est. Miles
						Totals	\$1,084.36		4.019
		<b>16 10N 18E</b>							
			Property Activities						
				Maintain	Paint	Hand	\$1,081.66	Property Boundary	4.009
						Totals	\$1,081.66		4.009
		<b>16 11N 17E</b>							
			Property Activities						
				Maintain	Paint	Hand	\$1,054.95	Property Boundary	3.91
						Totals	\$1,054.95		3.91
		<b>16 12N 14E</b>							
			Property Activities						
				Maintain	Paint	Hand	\$1,074.65	Property Boundary	3.983
						Totals	\$1,074.65		3.983
						Summary for 'PlanYear' = 2018			
						Totals	\$4,295.61		15.921
	<b>2019</b>								
		<b>1 11N 17E</b>							
			Property Activities						
				Maintain	Paint	Hand	\$253.62	Property Boundary	0.94
						Totals	\$253.62		0.94
		<b>13 10N 15E</b>							
			Property Activities						
				Maintain	Paint	Hand	\$395.00	Property Boundary	1.464
						Totals	\$395.00		1.464
		<b>16 9N 14E</b>							
			Property Activities						
				Maintain	Paint	Hand	\$1,069.79	Property Boundary	3.965

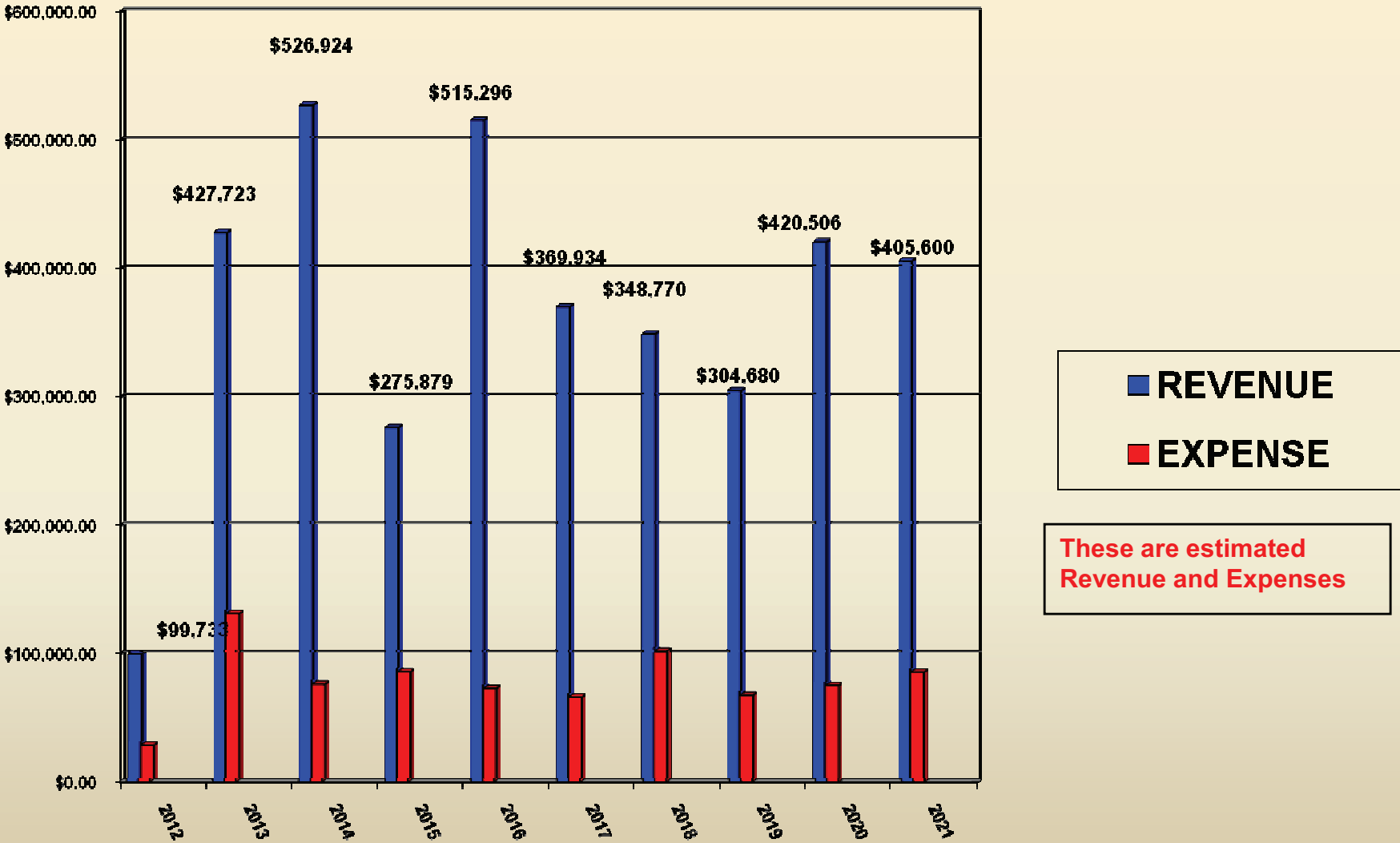
Client Name	Plan Year	STR	Act. Name	Method	Practice	Application	Est. Cost	Act. Object	Est. Miles
						Totals	\$1,069.79		3.965
		<b>16 9N 18E</b>							
			Property Activities						
				Maintain	Paint	Hand	\$1,073.84	Property Boundary	3.98
						Totals	\$1,073.84		3.98
						Summary for 'PlanYear' = 2019			
						Totals	\$2,792.24		10.349
	<b>2020</b>								
		<b>16 9N 17E</b>							
			Property Activities						
				Maintain	Paint	Hand	\$1,080.58	Property Boundary	4.005
						Totals	\$1,080.58		4.005
		<b>16 11N 15E</b>							
			Property Activities						
				Maintain	Paint	Hand	\$1,079.77	Property Boundary	4.002
						Totals	\$1,079.77		4.002
		<b>16 11N 16E</b>							
			Property Activities						
				Maintain	Paint	Hand	\$1,080.58	Property Boundary	4.005
						Totals	\$1,080.58		4.005
		<b>16 11N 18E</b>							
			Property Activities						
				Maintain	Paint	Hand	\$1,075.99	Property Boundary	3.988
						Totals	\$1,075.99		3.988
		<b>16 12N 16E</b>							
			Property Activities						
				Maintain	Paint	Hand	\$1,082.47	Property Boundary	4.012

Client Name	Plan Year	STR	Act. Name	Method	Practice	Application	Est. Cost	Act. Object	Est. Miles
						Totals	\$1,082.47		4.012
		<b>16 12N 17E</b>							
			Property Activities						
				Maintain	Paint	Hand	\$1,080.31	Property Boundary	4.004
						Totals	\$1,080.31		4.004
						Summary for 'PlanYear' = 2020			
						Totals	\$6,479.71		24.016
	<b>2021</b>								
		<b>16 9N 15E</b>							
			Property Activities						
				Maintain	Paint	Hand	\$1,081.12	Property Boundary	4.007
						Totals	\$1,081.12		4.007
		<b>16 11N 14E</b>							
			Property Activities						
				Maintain	Paint	Hand	\$1,075.72	Property Boundary	3.987
						Totals	\$1,075.72		3.987
						Summary for 'PlanYear' = 2021			
						Totals	\$2,156.85		7.994
						<b>Summary for Kemper County BOE</b>			
						<b>Totals</b>	<b>\$33,757.38</b>		<b>129.124</b>
<b>Grand Totals</b>							<b>\$33,757.38</b>		<b>129.12</b>

# KEMPER COUNTY REVENUE – EXPENSES 2012-2021



# KEMPER COUNTY REVENUE – EXPENSES 2012-2021



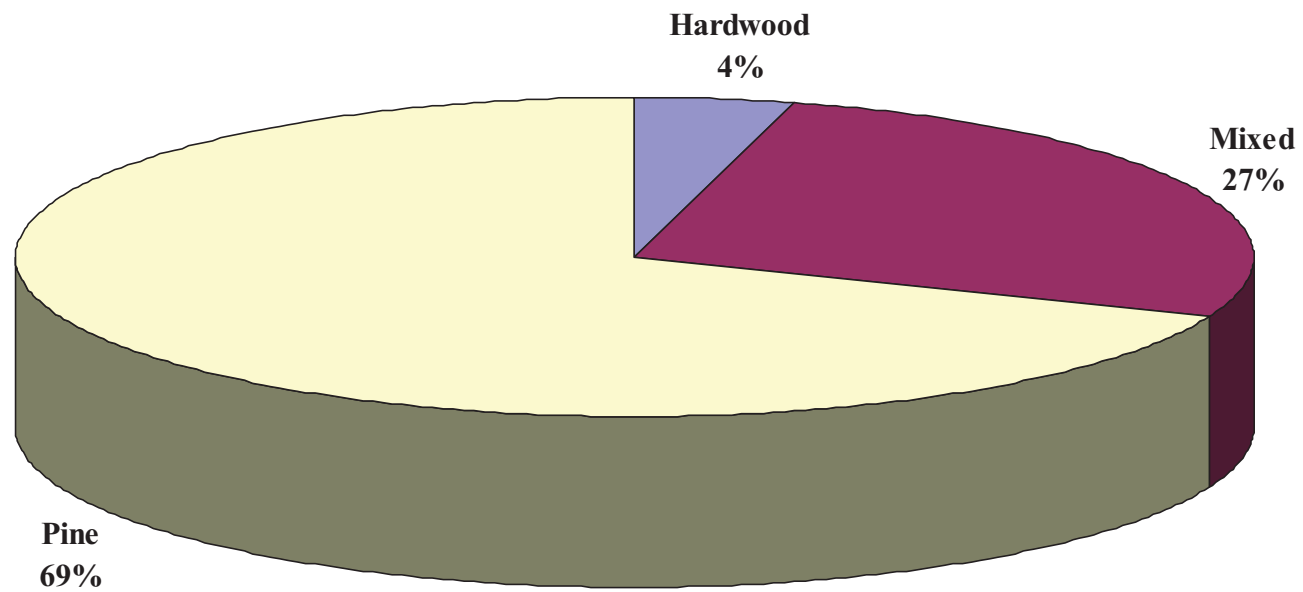
**Filters Applied:**

County: Kemper  
Client Class:

District:  
Client:

STR:

### Broad Cover Type Distribution





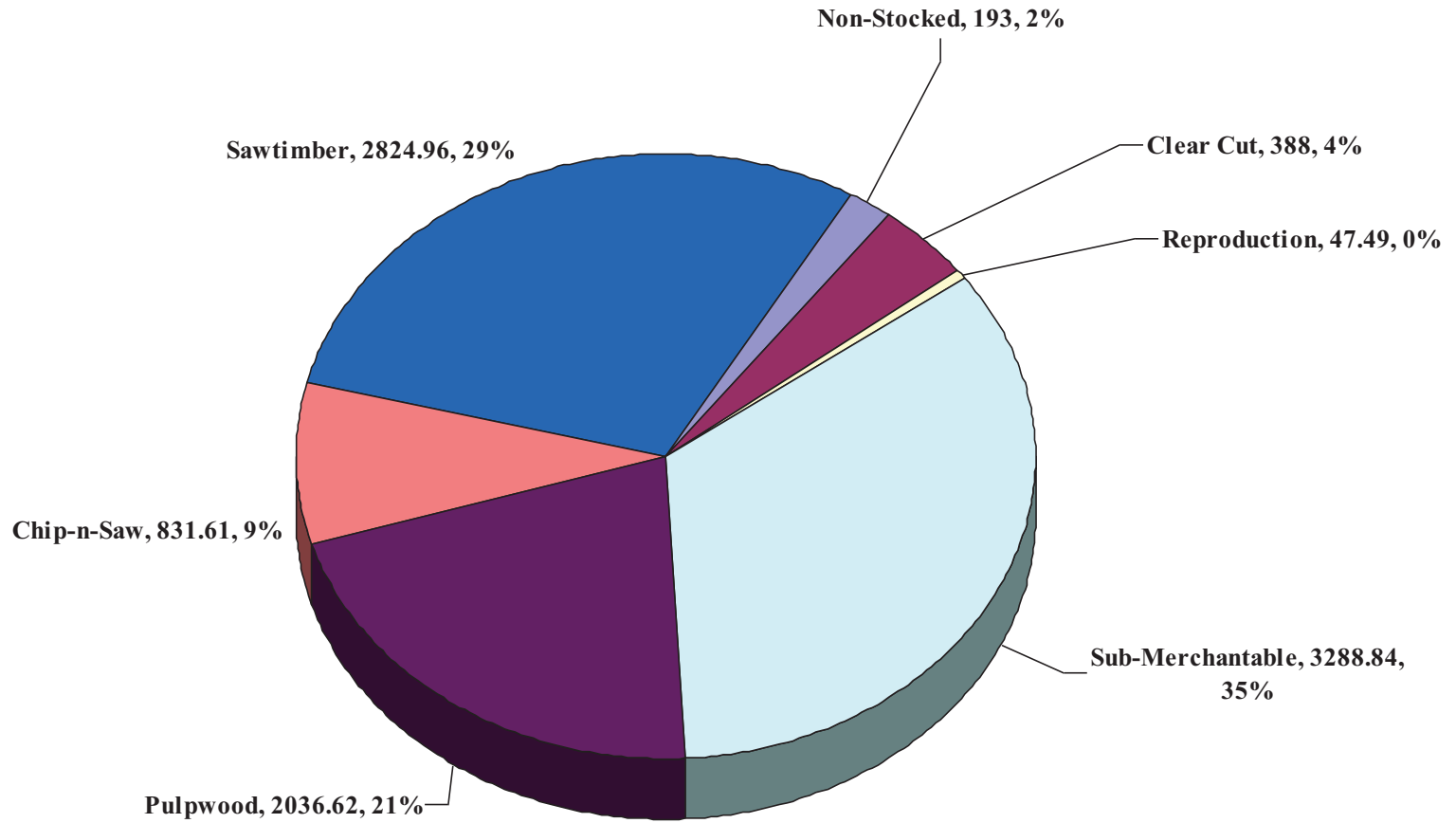
**Filters Applied:**

County: Kemper  
Client Class:

District:  
Client:

STR:

### Forested Stands Class Distribution by Acres



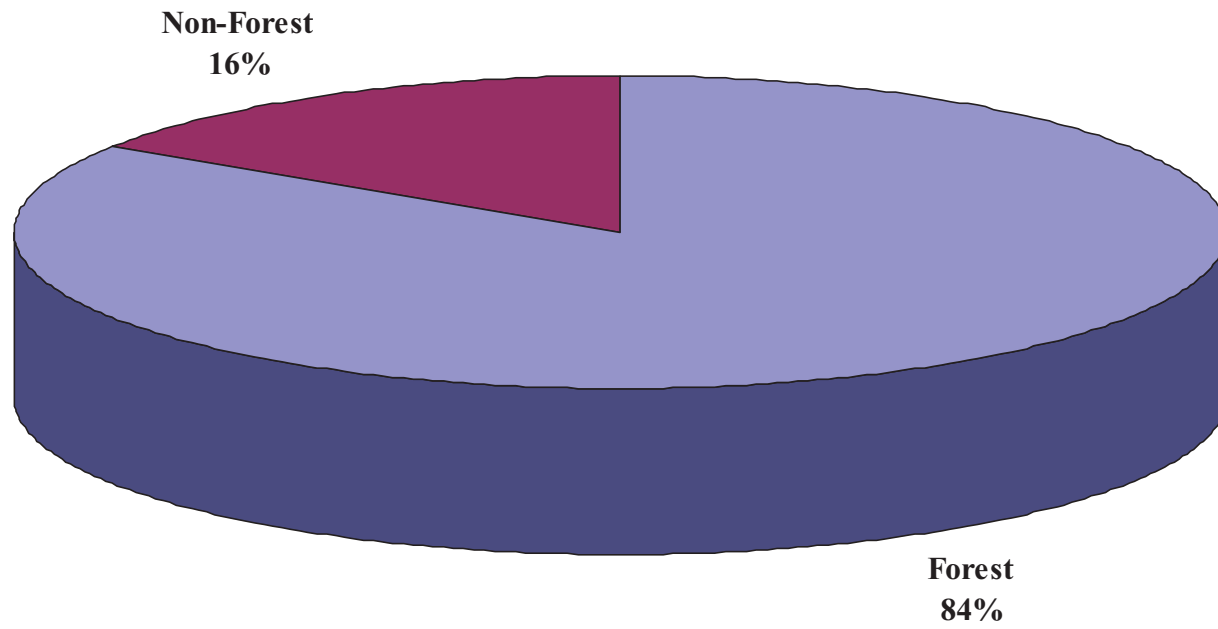
**Filters Applied:**

County: Kemper  
Client Class:

District:  
Client:

STR:

### Land Use Distribution



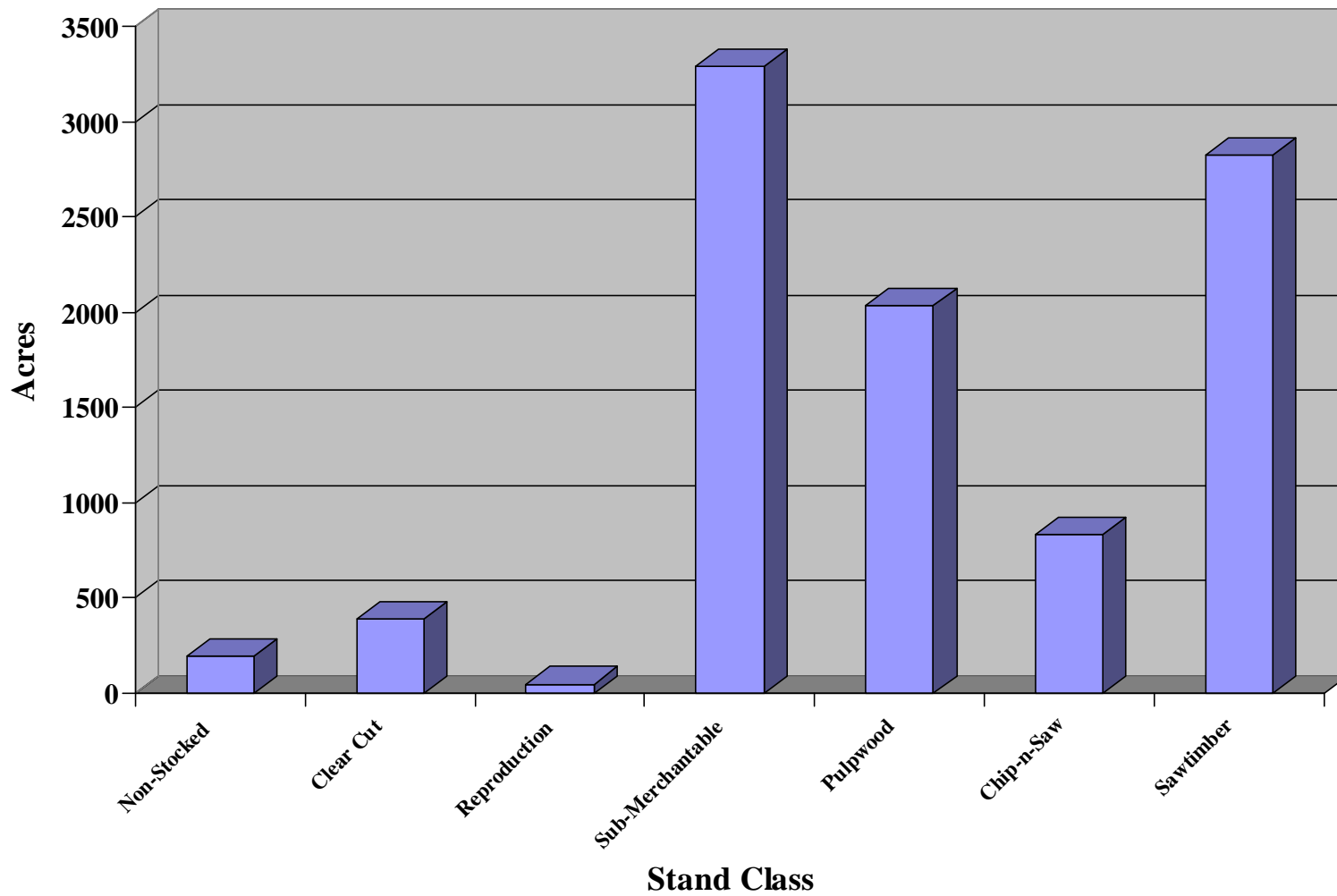
**Filters Applied:** County: Kemper  
District:

Client:  
STR:

Broad Cover Type:  
Client Class:

Stand Age: Through

### Forested Stands Graph



**Filters Applied:** County: Kemper  
District:

Client: Kemper County BOE  
STR:

Broad Cover Type: Pine  
Client Class:

Stand Age: Through

## Age Distribution Graph

